

BROSELEY

MULTIFUEL
WOODBURNING
ELECTRIC
GAS



Come into the warmth

Broseley. For your way of living.

There is nothing you could add to your home that will make a more welcome difference than a **BROSELEY STOVE**.

Just the sight of the shimmering embers and bright flames will make you especially glad to be home. Then feel the warmth filling the room, and relax in style. Your Broseley stove provides more than a cosy centrepiece to your living space. Fashioned in either cast iron or steel, it is an object of singular beauty in itself.

Whether your taste is contemporary, traditional or your own personal mixture; there's a stove to match from the Broseley collection. Nobody offers a wider choice of woodburning, multifuel, electric or gas stoves in solid cast iron or steel.

The stove you love with the fuel you prefer

Some favourite stove designs give you the opportunity to choose whichever fuel works best for your home and matches your lifestyle. Simply look at the range of fuel options available at the base of the page devoted to a particular stove - gas, electric or multifuel.

the multifuel way

What you see through the stove window is a natural fire and what you feel throughout the room is soft radiant heat. These stoves are the highest in heat output and green credentials in the Broseley range, and so efficient most are approved for use in Smoke Control Areas.



SERRANO 7 SE
multifuel stove

the electric way

The stove in its most convenient form – that's the electric option. Summon up heat at the touch of a button; or simply enjoy the flickering, realistic flame effect if the weather's warm or the central heating is on. There's no need for a flue. It can be installed instantly.



HEREFORD 7
electric stove

the gas fired way

The gas fired range of stoves combine ease of control with enough output to heat a room effectively thanks to the sturdy construction and the efficiency of the burners. And those flames you see coaxing the coals or logs into a blaze – they're real.



CANTERBURY
gas stove

Enter a world of living warmth the multifuel way

Broseley multifuel stoves hold energy efficiency class (EEC) ratings of A+ & A, making them top of their class when it comes to reducing your carbon footprint.

Ecodesign Ready is the European-wide programme to lower emissions and will be in force in the UK from 2022. Here at Broseley, we are investing heavily developing multifuel stoves that comply with the new Ecodesign Ready programme. We now have Ecodesign Ready stoves such as the Hereford Widescreen in production 3 years in advance of the deadline, with more on the horizon. Look for our Ecodesign logo.

Ecodesign Ready multifuel stoves are designed to burn at higher levels in the fire box. This greatly reduces the organic particulates that are normally released from a pre Ecodesign Ready multifuel stove. This in turn significantly reduces the level of emissions from woodburning and has a positive impact on carbon reduction.

HETAS is a non profit organisation that approves biomass and solid fuel appliances. With HETAS approved stoves you can be assured that the appliance conforms to the UK building regulations in its use and installation. Our Broseley stoves are so efficient the majority bear the HETAS approval.



HEREFORD 5
MULTIFUEL STOVE



YORK MIDI
MULTIFUEL STOVE



THE ENVIRONMENTAL CHOICE.
That's what you make when you
burn wood in a Broseley stove -
good for the planet as well as
great for the home.

Better for the world out there...

Not only is wood a renewable fuel, the CO2 which wood emits when it burns is balanced by the CO2 the tree has absorbed over its lifetime. This makes it carbon neutral.

As conventional fuel costs continue to rise and environmental regulations tighten, your Broseley stove will become an asset of ever increasing value. That's why as you relax in the rosy glow you can quietly pat yourself on the back for being both environmentally responsible and financially shrewd.

...and your **world** in here

AFTERCARE

Annual servicing is a must for multifuel, woodburning and gas stoves to keep them in top working order. Only ever clean the surface of your stove when it is cold, using a soft brush. A slightly damp lint-free cloth can be used for stubborn stains but ensure surfaces are dried immediately. Annual chimney sweeping must be done for multifuel and woodburning stoves to ensure fire safety in your home.

Your stove's high temperature paint will lighten over time through natural ageing. You can re-paint or touch up your stove with a recommended paint from your stove retailer who can also supply any replacement parts and spares.

WARRANTY

Gas and electric appliances carry a 12 month warranty which covers any manufacturing faults. It is important to note that a number of components in your stove are classed as consumable and therefore will need to be replaced from time to time. (Consumable parts include grates, firebricks and rope.)

Glass does not carry any form of warranty, this is because the glass can only break through mechanical impact. Most multifuel and woodburning stoves come with a 5 year warranty.

Multifuel Stoves



A+

ENVIRONMENTALLY RESPONSIBLE
SMOKE EXEMPT STOVE

ALSO AVAILABLE: Hereford 7 SE - 7kW


HEREFORD 5 SE
5kW MULTIFUEL STOVE



A

ENVIRONMENTALLY RESPONSIBLE
SMOKE EXEMPT STOVE

WINCHESTER
8kW MULTIFUEL STOVE



A

ENVIRONMENTALLY RESPONSIBLE
SMOKE EXEMPT STOVE

ALSO AVAILABLE: York Grande - 7kW

YORK MIDI
5kW MULTIFUEL STOVE



A

ENVIRONMENTALLY RESPONSIBLE
SMOKE EXEMPT STOVE

SILVERDALE 5 SE
5kW MULTIFUEL STOVE



A

ENVIRONMENTALLY RESPONSIBLE
SMOKE EXEMPT STOVE

ECO
DESIGN READY

HEREFORD 5 WIDESCREEN
5kW MULTIFUEL STOVE



A

ENVIRONMENTALLY RESPONSIBLE
SMOKE EXEMPT STOVE

ALSO AVAILABLE: Serrano 5 Log store

SERRANO 5 SE
5kW MULTIFUEL STOVE



A

ENVIRONMENTALLY RESPONSIBLE
SMOKE EXEMPT STOVE

ALSO AVAILABLE: Serrano 7

SERRANO 7 SE LOG STORE
7kW MULTIFUEL STOVE

Woodburning Stoves



SILVERDALE 7 SE

7kW WOODBURNING STOVE



LOG BASKETS
SQUARE BASKET



LOG BASKETS
CURVED BASKET



PHOENIX



8kW WOODBURNING STOVE

How to add traditional values in an instant the **electric** way

When we first decided to power a cast iron stove with electricity, we had in mind people with a fireplace or space for a stove who desired that traditional look. But with total convenience.

With an electric stove there's no need for a flue. You can safely sit a stove directly on to a level surface such as a wooden floor; the only installation required is plugging into a socket.* It will convect upto 2kW of heat into the room, thermostatically remote controlled with a 7 day programme for lasting comfort. You even have the option of enjoying the glow without the heat any time of year. What sets Broseley electric stoves apart is their innovative design and the authenticity of the visual effect. We have perfected lighting technology to emulate the flames, the shimmer and smoulder of a real woodburning stove to the last detail. To get the effect just right, you can arrange a selection of the artificial logs and real polished anthracite coals just as you please.

*Electric stoves with steel bodies require securing as per the instructions.








BROSELEY ELECTRIC STOVE OPTIONS	FUEL EFFECT		HANDLES		DOOR INSERTS				FLUE SPIGOT	REMOTE CONTROL
	Coal	Log	Black	Chrome	Lattice	Arched lattice	Plain	Arched window		
✓ FITTED AS STANDARD ● OPTION AVAILABLE										
HEREFORD 5 & 7	✓		✓				✓		●	✓
HEREFORD INSET	✓		✓				✓			✓
CANTERBURY	✓	✓	✓			●	●	✓	●	✓
LINCOLN	✓	✓	✓		Double door design				●	✓
SERRANO	✓			✓			✓		●	✓
WINCHESTER	✓	✓	✓				✓		●	✓
YORK	✓		✓		✓	●	●	●	●	✓

Come home to real heat from real flames the **gas fired** way

Broseley started life as innovative gas engineers. Around 25 years ago we pioneered a gas engine of such neatness and efficiency, it became our first choice of fuel.

Whether arising from hand crafted ceramic fibre logs or coals, the flame picture is remarkably reminiscent of the real thing. The heat is comparable in quality to the warmth radiating from our equivalent multifuel models. Although the output is slightly less, the extra convenience of gas more than compensates. Once the pilot is lit, the stove springs to life at your command. Thermostatically controlled to optimise room temperature; digital remote control gives you the freedom to change the view from blazing to smouldering and back.

Choose accurately to meet your needs, and you can find a stove that can fit into slim spaces, this is why the gas fired way could be the solution you've been seeking.

BROSELEY GAS STOVE OPTIONS	FUEL EFFECT		HANDLES	DOOR INSERTS			REMOTE CONTROL
	Coal	Log	Black	Arched lattice	Plain	Arched window	
✓ FITTED AS STANDARD ● OPTION AVAILABLE							
HEREFORD 5, 7 & LPG		✓	✓		✓		● (Hereford 5 NG only)
CANTERBURY	✓		✓	●	●	✓	
LINCOLN	✓		✓	Double door design			
WINCHESTER	✓	✓	✓		✓		✓

Electric Stoves



ALSO AVAILABLE: Hereford 7 Electric

HEREFORD 5
2kW ELECTRIC STOVE



HEREFORD INSET
2kW INSET ELECTRIC STOVE



CANTERBURY

2kW ELECTRIC STOVE



LINCOLN
2kW ELECTRIC STOVE



SERRANO
2kW ELECTRIC STOVE



WINCHESTER
2kW ELECTRIC STOVE



YORK
2kW ELECTRIC STOVE

Gas Stoves



Multifuel & Woodburning

Model	Dimensions (mm)	Weight (KG)	Fuel Type	Room Output (kW)	Efficiency %	Energy Efficiency Class	Flue Outlet Size	Flue Position	DEAS KIT (Direct External Air Supply)
Hereford 5 SE	452w 608h 366d	66	Wood & Coal	5	83.1	A+	125mm (5")	Top or Rear	✓
Hereford 5 SE Widescreen	565w 608h 366d	77	Wood & Coal	5	79	A	125mm (5")	Top or Rear	✓
Hereford 7 SE	565w 608h 366d	77	Wood & Coal	7	79.7	A	125mm (5")	Top or Rear	✓
Serrano 5 SE	432w 540h 473d	97	Wood & Coal	5	79.3	A	125mm (5")	Top or Rear	✓
Serrano 7 SE	608w 540h 488d	120	Wood & Coal	7	76.9	A	125mm (5")	Top or Rear	✓
Serrano 5 SE Log Store	414w 760h 473d	126	Wood & Coal	5	79.3	A	125mm (5")	Top or Rear	✓
Serrano 7 SE Log Store	590w 760h 488d	157	Wood & Coal	7	76.9	A	125mm (5")	Top or Rear	✓
Winchester	600w 605h 495d	136	Wood & Coal	8	80.4	A	125mm (5")	Top or Rear	✗
Silverdale 5 SE	362w 585h 371d	42	Wood & Coal	5	82.7	A	125mm (5")	Top or Rear	✗
Silverdale 7 SE	514w 585h 371d	53	Wood	7	76.6	A	125mm (5")	Top or Rear	✗
York Midi SE	464w 585h 488d	98	Wood & Coal	5	79.3	A	125mm (5")	Top or Rear	✓
York Grande SE	640w 585h 488d	122	Wood & Coal	7	76.9	A	125mm (5")	Top or Rear	✓
Phoenix	500w 1118.5h 438d	147	Wood	8	84	A+	150mm (6")	Top Only	✗

Electric

Model	Dimensions (mm)	Inset Depth (mm)	Weight (KG)	Fuel Type	Room Output (kW)	Flue Outlet Size	Flue Position	Remote Controlled
Hereford 5	453w 608h 343d	-	42	Electric	2	125mm (5")	Top Only	✓
Hereford 7	565w 608h 343d	-	50	Electric	2	125mm (5")	Top Only	✓
Hereford Inset	490w 587h 224d	75	45	Electric	2	N/A	N/A	✓
Canterbury	605w 660h 325d	-	62	Electric	2	125mm (5")	Top Only	✓
Lincoln	590w 660h 275d	-	64	Electric	2	125mm (5")	Top Only	✓
Serrano	430w 545h 265d	-	37	Electric	2	125mm (5")	Top Only	✓
Winchester	640w 620h 365d	-	61	Electric	2	125mm (5")	Top Only	✓
York	465w 580h 310d	-	40	Electric	2	125mm (5")	Top Only	✓

Gas

Model	Dimensions (mm)	Weight (KG)	Fuel Type	Efficiency %	Room Output (kW)	EEC	Flue Outlet Size	Flue Position	Remote Controlled
Hereford 5	453w 606h 381d	56	Gas	83/74	4.5/4	C-E	125mm (5")	Top or Rear	✓
Hereford 7	565w 606h 376d	68	Gas	80	4.7	E	125mm (5")	Top Only	✗
Hereford 5 LPG	453w 606h 381d	56	LPG	77/72	3.5/3.2	E	125mm (5")	Top or Rear	✗
Canterbury	605w 660h 335d	71	Gas	79	3.9	E	125mm (5")	Rear Only	✗
Lincoln	590w 660h 320d	64	Gas	79	3.9	E	125mm (5")	Rear Only	✗
Winchester	600w 605h 495d	90	Gas	83/78	4.9/4.6	C-D	125mm (5")	Top or Rear	✓

BROSELEY

Broseley. For your way of living.

Broseley Fires Ltd | First Floor | Unit B | Knights Court | Archers Way
Battlefield Enterprise Park | Shrewsbury | Shropshire | SY1 3GA
Tel: 01743 461444 | Fax: 01743 461446

www.broseleyfires.com

